


Fig. 1.



Anticheiropus hamatus

Fig. 7.



Grallator gracilis

Fig. 6.




Bones of the right foot of *Megadactylus polyzelus*.

Fig. 3.



Anticheiropus pilulatus

Fig. 2.



Anticheiropus hamatus

Fig. 4.



Fig. 5.



Supposed tracks of the *Iguanodon*, $\frac{1}{4}$ th natural size.






Fig. 1.

Brontozoum giganteum.



Fig. 2.

Brontozoum approximatum.

Plesiornis mirabilis

