

# ROCKLAND P.L.U.S

## PLANNING LAND USE WITH STUDENTS



How can we improve our communities through sustainable planning?



A Rockland County Program for High School Students  
Culminating in a Symposium with Community Professionals


# Rockland P.L.U.S. 2023 is a collaborative partnership



Sonia Cairo  
Executive Director



Margie Turrin  
Director of Educational  
Field Programs



Marisa Annunziato  
Education Program  
Assistant

## Keep Rockland Beautiful



Brianna Rosamilia  
Conservation District  
Technician



Kathy Galione  
Program Coordinator



Kim Burgos  
Outreach Coordinator

## Lamont-Doherty Earth Observatory

Rockland County Soil & Water District

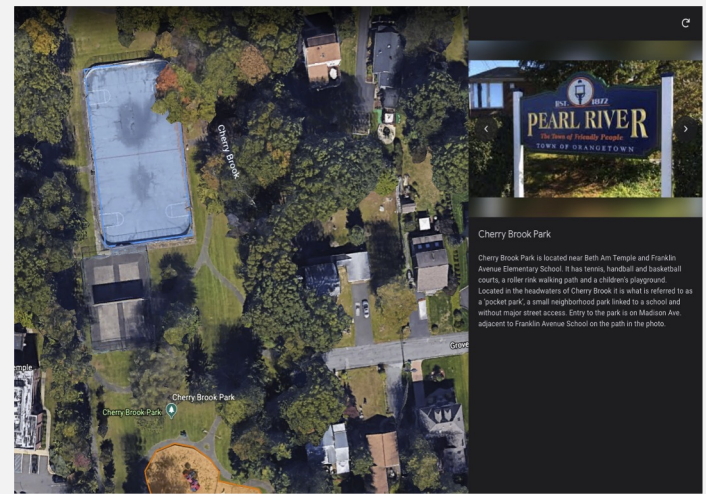

Rockland Conservation & Service Corp

# RPLUS Program Overview on Sustainable Planning

Considering Sustainable Planning in Your Community

Develop a Sustainable Plan for a Local Space

Create a Google Earth Presentation to Share Your Project Plan



SAMPLE GOOGLE EARTH PRESENTATION

Present your plan to community professionals. Work with students on a new project in the County!





# Mentimeter



What do you LIKE the most about your community?



[Menti Responses Link 1](#)

What is your biggest complaint about your community?



[Menti Responses Link 2](#)

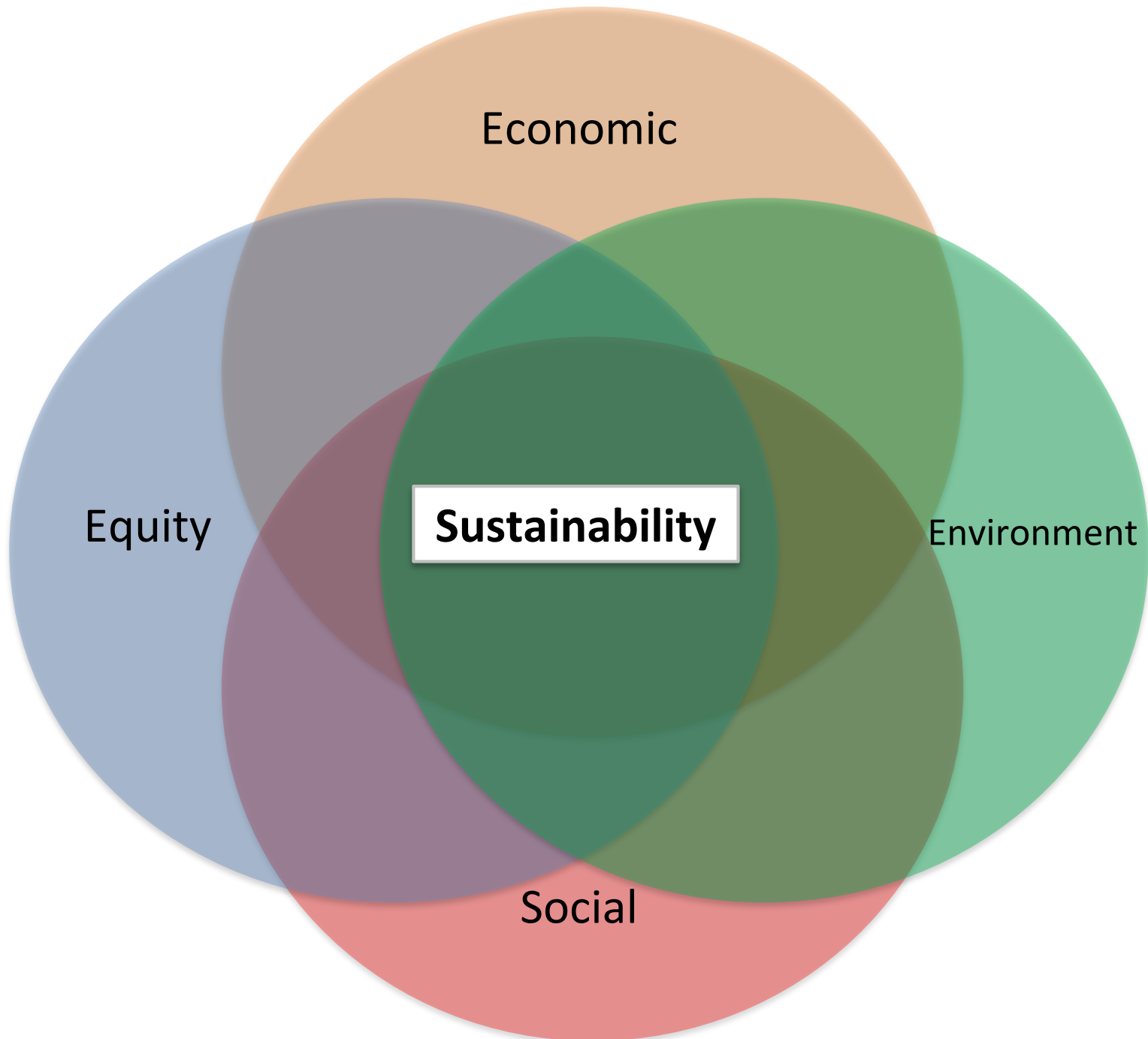
Rules:

- ❖ 1 word answers only
- ❖ 3 entries per student

# Planning Sustainably for ALL Ages and Stages



- ❖ Review the [Community Enhancing Features](#) worksheet.
- ❖ Consider the **different age groups, and any special needs** of members in your community.
  - Children (ES)
  - Teens (HS)
  - Adults (A)
  - Seniors (S)
  - Special Need (Universal) Accommodations (U)
- ❖ In groups of 3-5, use one **color** pen/pencil to select **5 CEF** that meet the needs of the different age groups in a community, and address special needs in the community. It is possible to add a feature if an important choice seems to be missing.



Economic

Equity

Environment

Social

**Sustainability**

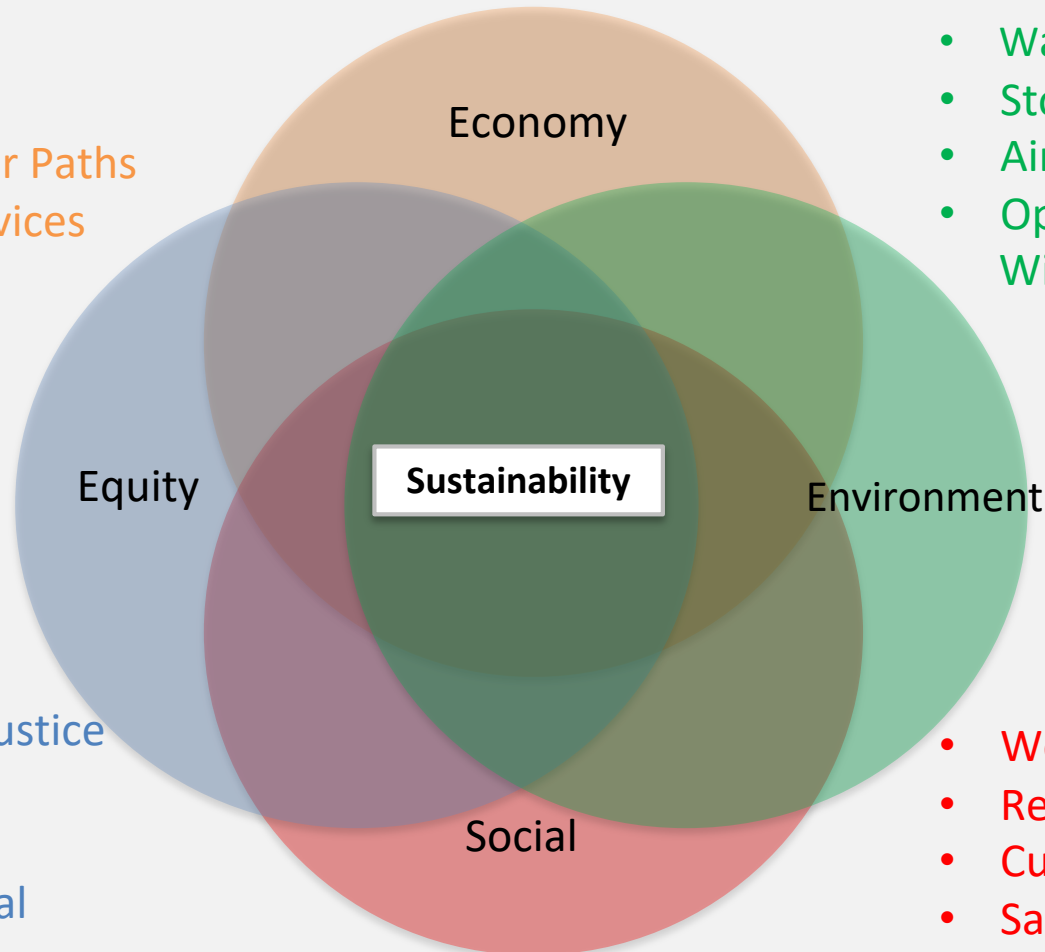
# Rockland P.L.U.S. helps us S.E.E.E. the Community

Social, Economic, Equity, and Environmental community components



- Housing
- Transportation
- Jobs with Career Paths
- Diversity of Services

- Water Resources
- Storm Water
- Air Quality
- Open Space & Wildlife



- Environmental Justice
- Cohesion
- Welfare
- Job & Educational Opportunities

- Wellbeing
- Recreation
- Cultural richness
- Safety
- Community Voice

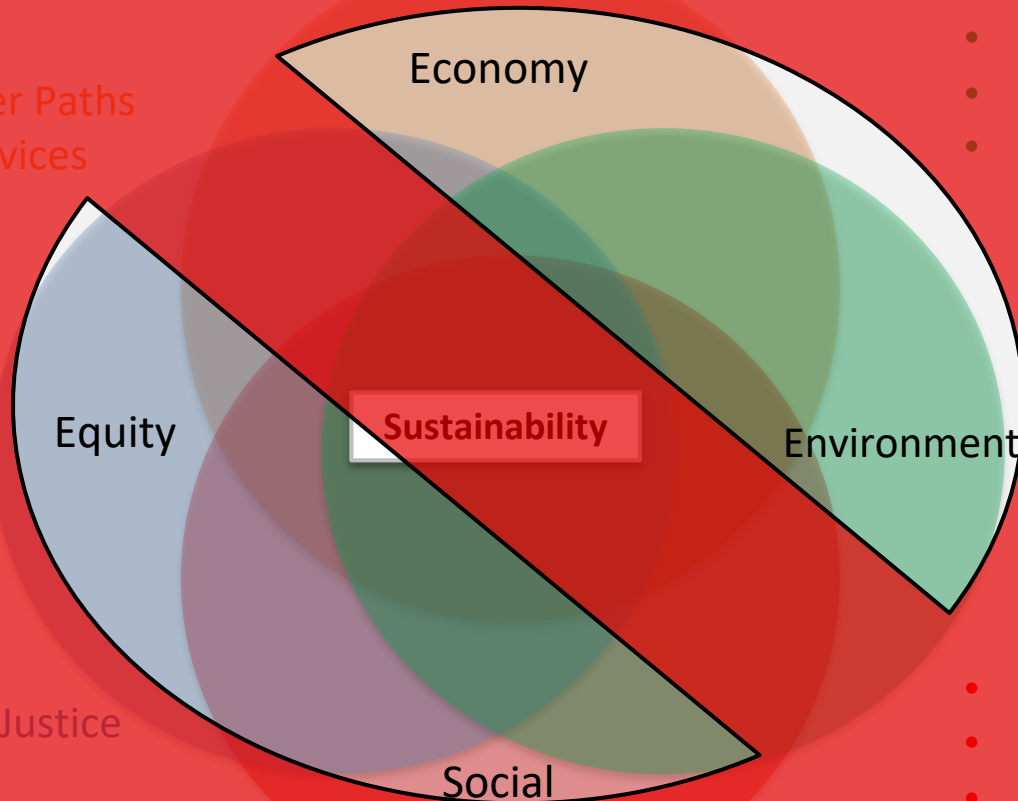
# Rockland P.L.U.S. helps us S.E.E.E. the Community

Social, Economic, Equity, and Environmental community components

# Climate

- Housing
- Transportation
- Jobs with Career Paths
- Diversity of Services

- Water Resources
- Storm Water
- Air Quality
- Open Space & Wildlife



- Environmental Justice
- Cohesion
- Welfare
- Job & Educational Opportunities

- Wellbeing
- Recreation
- Ethnic Character
- Safety
- Community Voice

# Change



# WHAT CLIMATE CHANGE IMPACTS ARE WE ALREADY SEEING LOCALLY?



Photo from Hudson River flooding, but local streams and waterways also cause impacts.

**Sea Level Rise (SLR) added to more severe storms means increased flooding in the present & our future.**

**What about droughts?**

**Are there other local impacts you have noticed?**

# NY/NJ/CT REGIONAL PLANNING ASSOCIATION: CLIMATE CHANGE IS BOTH A PROBLEM AND A DESIGN CONSIDERATION



Climate change reshapes everything!

In planning its effect is profound! Like the moving of people out of cities into suburbs was profound.

It is regional in scope, touching all layers of planning:

How the land is shaped,

The uses we can have on it,

The way infrastructure has to be designed,

The patterns of people using that infrastructure.

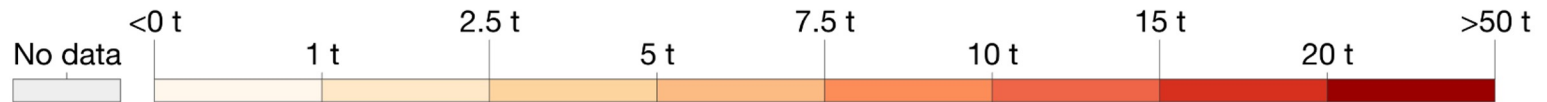
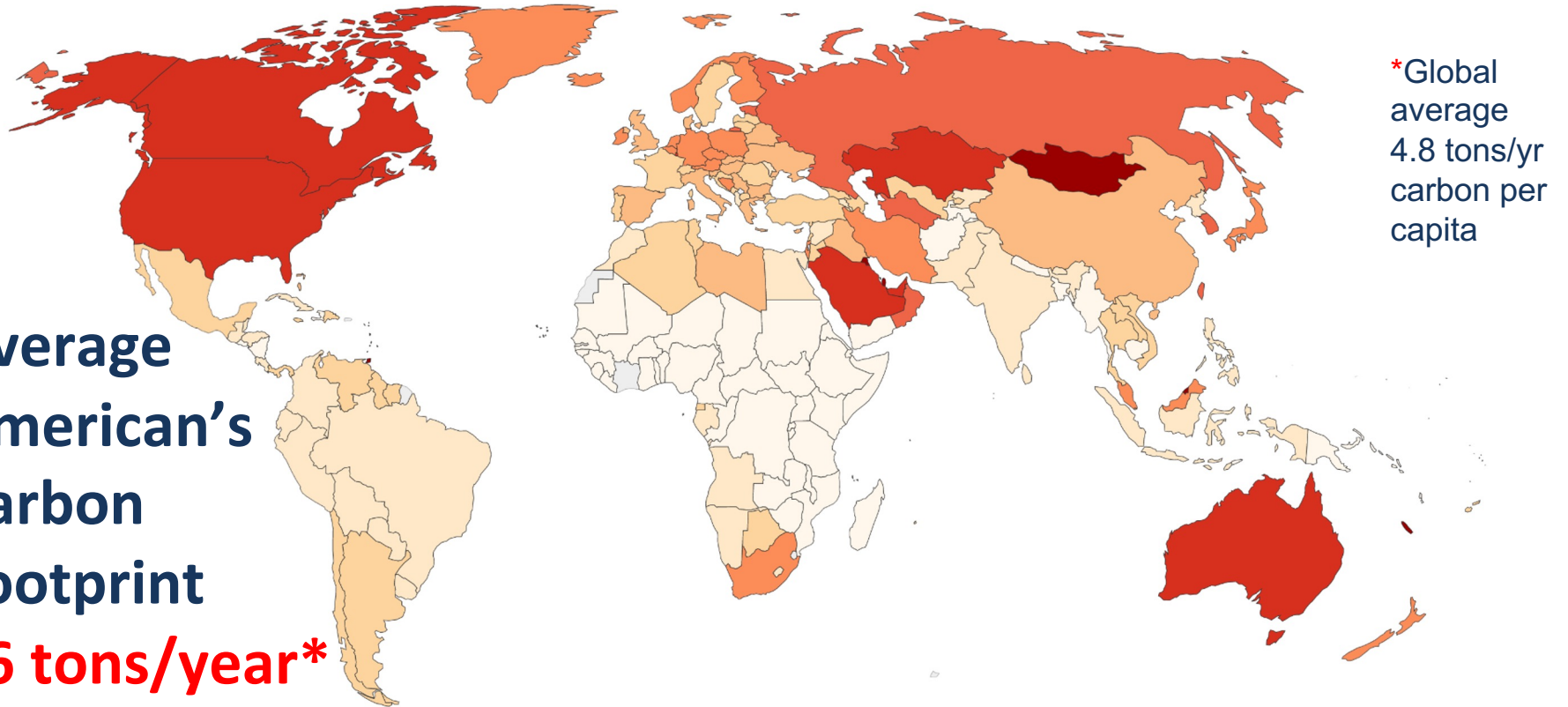
With more than a million people living in the region's flood-prone areas, we need new imaginative solutions to avoid seeing much of the metropolitan area under water in the coming decades.

— The Fourth Regional Plan, 2017, Regional Planning Association

# CO<sub>2</sub> IS THE DRIVER

## Per capita CO<sub>2</sub> emissions

Carbon dioxide (CO<sub>2</sub>) emissions from the burning of fossil fuels for energy and cement production. Land use change is not included.



Source: Our World in Data based on the Global Carbon Project; Gapminder & UN

Note: CO<sub>2</sub> emissions are measured on a production basis, meaning they do not correct for emissions embedded in traded goods.

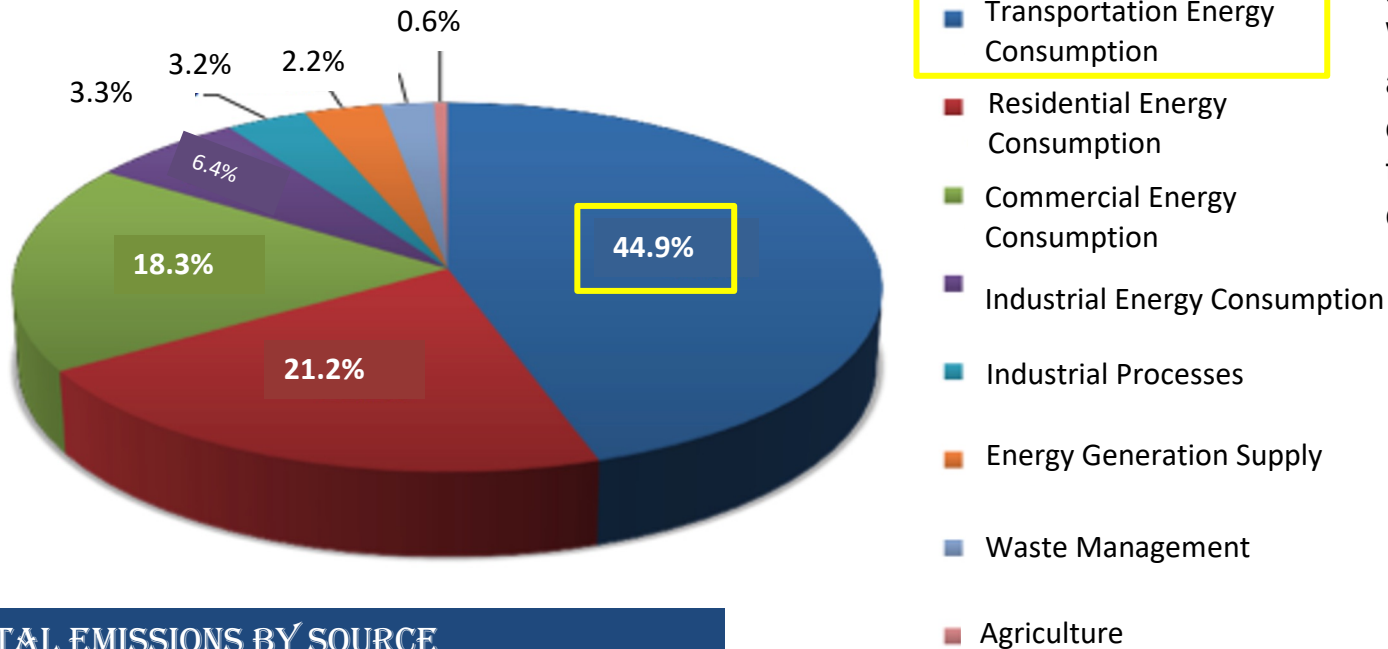
OurWorldInData.org/co2-and-other-greenhouse-gas-emissions/ • CC BY

\* Nature Conservancy  
different sources vary

# How does our region contribute to CO<sub>2</sub> & how can we address this through planning?

## Mid-Hudson Regional Sustainability Report 2013\*

\*From a decade ago now. What, is anything, do you think has changed?



TOTAL EMISSIONS BY SOURCE

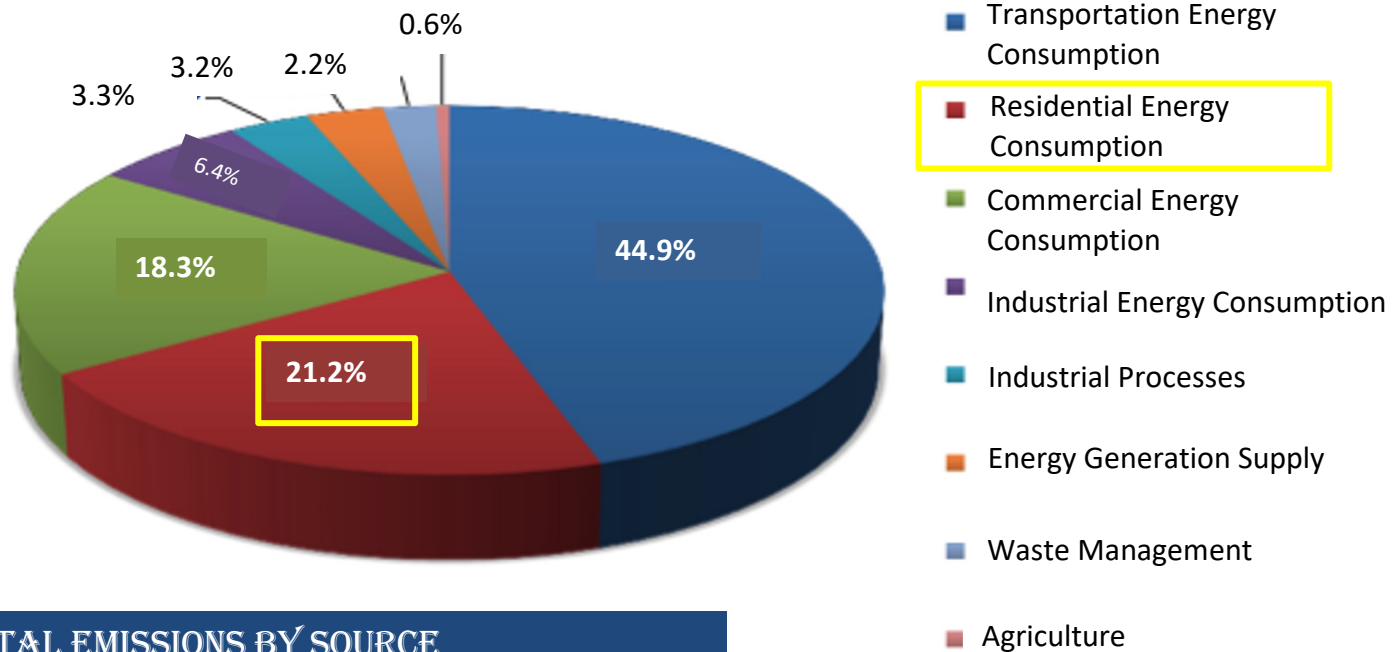
**#1 Transportation: 82% of Rockland residents live & work in the county**

**How do we move people within the county?**

**How has the pandemic affected the way we work?**

# How does our region contribute to CO<sub>2</sub> & how can we address this through planning?

## Mid-Hudson Regional Sustainability Report 2013

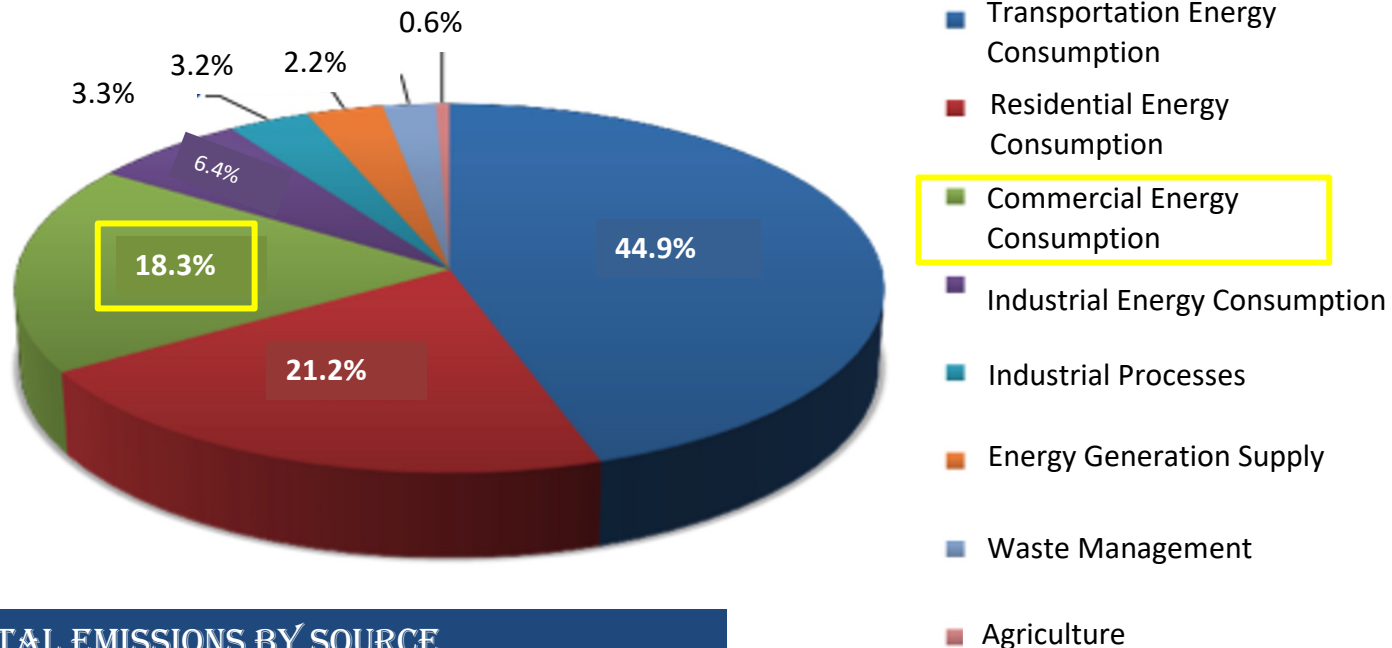


TOTAL EMISSIONS BY SOURCE

**#2 Residential Energy Consumption:**  
How to increase energy efficiency in homes?  
How to reduce energy usage in homes?

# How does our region contribute to CO<sub>2</sub> & how can we address this through planning?

## Mid-Hudson Regional Sustainability Report 2013



TOTAL EMISSIONS BY SOURCE

### #3 Commercial Energy Consumption:

How to encourage businesses to be more sustainable? Can we encourage this in planning?

# In order to address Climate Change, action is important at every level!



GLOBAL/INTERNATIONAL

NATIONAL

LOCAL/STATE

PERSONAL

BUSINESS

**PLANNING AT EVERY  
LEVEL IS CRITICAL FOR  
ADDRESSING THE  
CLIMATE CHALLENGE**

**AT EVERY LEVEL WE NEED ACTION**

# New York State has taken a leadership role!



## NYS is a national lead in climate action!

### Main Sources of Greenhouse Gases in NYS



**NEW YORK'S GOAL IS TO REDUCE THESE EMISSIONS 80% BY 2050**



**Climate Smart Communities**

NYS program that guides local governments to reduce greenhouse-gas (GHG) emissions and adapt to climate change. \* Rockland County has been stepping up! (Next visit!!)

**EVERY COMMUNITY MUST HELP...BUT HOW?**



# Let's Focus on Youth



## Young Voices Are Driving Climate Action



### *Youth Voice have Brought Results & Are Considered 'Climate Influencers'*

- Both Locally and Globally youth is leading change!
- What are you involved in locally?
- Do you feel you can make a difference?
- Have you been inspired by others you know of?

**Youth in now a recognized and respected voice in the process!**


# Let's Focus on Business



Many companies are leaders in socially responsible practices. Some have become certified B-Corp companies others contribute regularly to their communities!

B Corp is a global certification for businesses that evaluates:


- A company's **social and environmental performance**
- Their **commitment to benefit all stakeholders** (*workers, communities, customers, suppliers, and the environment - not just shareholders*)
- Their **transparency** in how they share their operations and performance with the public



A few NY based B-Corp businesses, and consider other local partners that have given back to the community!

**Swell**<sup>®</sup>

WARBY  
PARKER



OneNature



prose

IVY MARIE<sup>®</sup>

**GREYSTON**  
**BAKERY**

*captain*  
*blankenship*



**TIDAL**<sup>®</sup>  
NEW YORK

# Planning must consider multiple variables



- ❖ Consider how to **reduce Greenhouse Gases with natural design.**
- ❖ **Plan with resilience** by leaving naturally planted areas with native planting to absorb water.
- ❖ **Reduce** filling, paving and hardening surfaces.
- ❖ **Stop** enclosing streams in pipes and developing too close to waterways so they have no place to spill over.

**YES WE CAN!**

With thoughtful planning practices and land use decisions, we can create communities that **reduce our carbon**, are **more resilient**, **fun, environmentally friendly**, and **thriving** places to live and work!

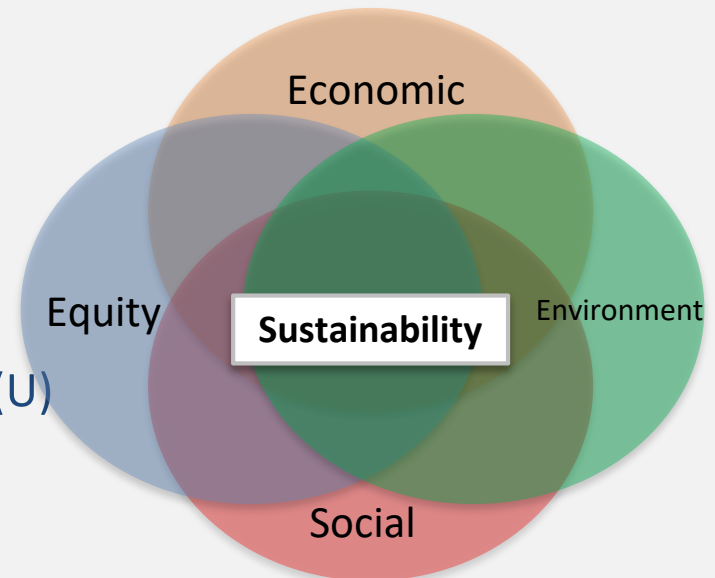
# Planning Sustainably for ALL Ages and Stages



- ❖ After discussing climate resiliency, let's return to the *Community Enhancing Features* worksheet? Would you like to change anything?
- ❖ In the same groups, use a different **color** to relook at your **5 CEF** choices. What changes would you make to better address all age groups & special needs **WHILE** considering climate in your planning

- Children (ES)
- Teens (HS)
- Adults (A)
- Seniors (S)
- Special Need (Universal) Accommodations (U)

- ❖ **Be prepared to share your answers!**



## Next time-

We'll discuss what you found in your community!



Between now and next visit, each student should think of at least 3 places that are cool, equitable, and sustainable features in your community!

**Add your ideas to a classroom Jamboard into the appropriate sustainability spheres and we will discuss! Feel free to use the second page of the jamboard to add pictures of these features!**

**BONUS:** Think of what you have seen elsewhere that we feel is missing in our community. What would you want to see added? You can jot this down as well on the second page of the jamboard!