

Population Boom


Projected change in each borough.

Bronx

16%↑

1,546,800 (2025)

1,332,700 (2000)




Brooklyn

12%↑

2,764,300

2,465,300




Manhattan

10%↑

1,694,200

1,537,200



Queens

24%↑

2,756,300

2,229,400



Staten Island

33%↑

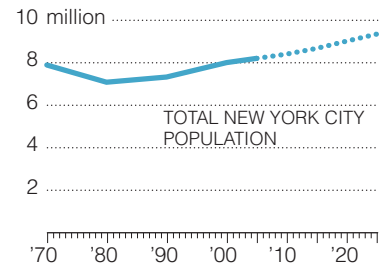
591,000

443,700



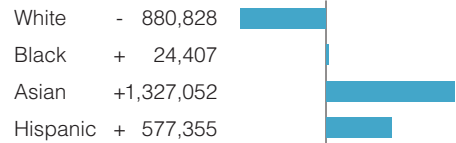
Citywide Changes

The city's population is projected to reach nearly 9.4 million by 2025.



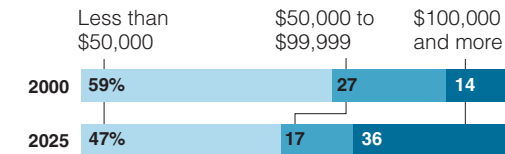
The various racial and ethnic groups will contribute to that growth very differently.

PROJECTED CHANGE IN POPULATION, 2000 to 2025



The city's economic makeup is also projected to change, becoming generally wealthier.

HOUSEHOLD INCOME DISTRIBUTION, IN 1999 DOLLARS



James Brznanz/The New York Times; photographs by Don Hogan Charles (top), Richard Perry (Bronx), Robert Caplin (Brooklyn), and Barton Silverman (Queens)/The New York Times; Mary DiBiase Blaich for the New York Times (Staten Island); Seth Wenig/Reuters (Manhattan)

Source: Urbanomics